



HOUSING PREPARATIONS BEFORE SUMMER

Remove any metal objects from around sheds (machinery, vehicles and other junk) which could radiate heat into open houses.



Remove manure from houses in February/March.




Avoid over-crowding in cages.



Thatching material (straw or grasses) will reduce heat radiating through the roof.

White-washing roof helps to reflect more heat.

Roof sprinklers are also an effective combination with roof thatching.



Install/clean fans and foggers prior to summer.



Water tanks are best placed inside the shed or buried underground.

Tanks outside the shed should be insulated or painted white.



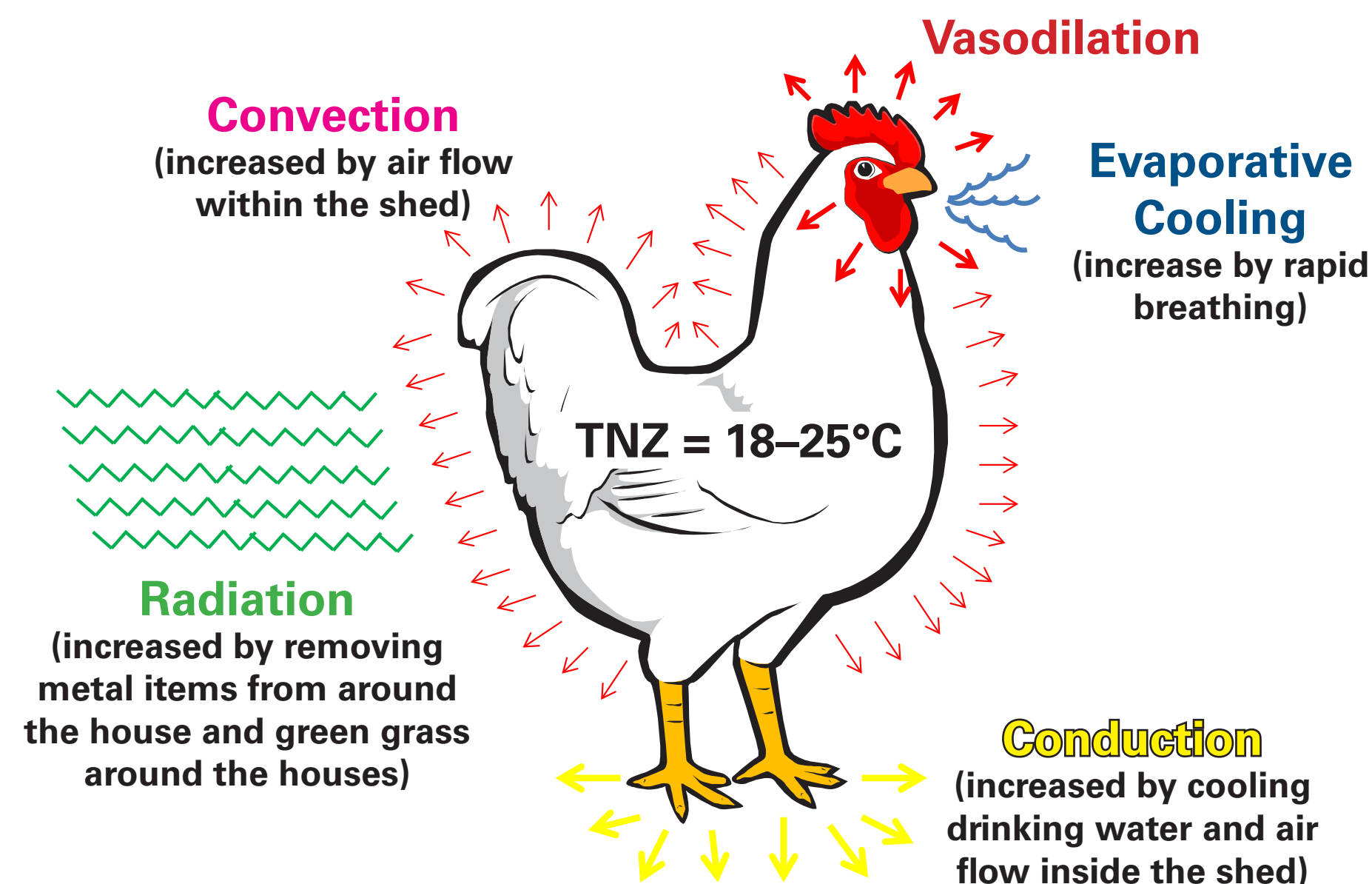
Routine window screen cleaning improves cross-ventilation.

Dripping water onto gunny bags reduces air temperature inside of the shed.



TEMPERATURE HUMIDITY INDEX (THI)

		Relative Humidity (%)																			
°F	°C	5	10	15	20	25	30	35	40	45	50	55	60	65	70	75	80	85	90	95	100
68	20	63	63	63	64	64	64	64	65	65	65	66	66	66	67	67	67	67	68	68	68
72	22	64	65	65	66	66	66	67	67	67	68	68	69	69	69	70	70	70	71	71	72
75	24	66	67	67	68	68	69	69	70	70	71	71	72	72	73	73	74	74	75	75	75
79	26	68	69	69	70	70	71	71	72	73	73	74	74	75	75	76	77	77	78	78	79
82	28	70	70	71	72	72	73	74	74	75	76	76	77	78	78	79	80	80	81	82	82
86	30	71	72	73	74	74	75	76	77	78	79	80	81	81	82	82	83	84	84	85	86
90	32	73	74	75	76	77	77	78	79	80	81	82	83	84	84	85	86	87	88	89	90
93	34	75	76	77	78	79	80	81	82	83	84	84	85	86	87	88	89	90	91	92	93
97	36	77	78	79	80	81	82	83	84	85	86	87	88	89	90	91	92	93	94	95	96
100	38	78	79	81	82	83	84	85	86	88	89	90	91	92	93	95	96	97	98	99	100



THERMOREGULATION OF BIRDS

NUTRITIONAL MANAGEMENT

Avoid feeding hottest part of the day. Increase feeding hours in morning.

- Formulate feed according to actual feed intake levels.
- Include oils and synthetic amino acids to replace energy and crude proteins.
- Increase the levels of vitamins (Vitamin C at 200-300 mg/kg of diet), trace mineral, sodium bicarbonate, organic zinc and copper.
- Increase phosphorus levels up by 5%.
- Avoid Nicarbazine (anticoccidial drug) during hot weather.

Srinivasa Hatcheries

Vijayawada Office
"Srinivasa House"
D. No. 59 – 13 – 3
Ramachandra Nagar
Vijayawada – 520 008
Phone +91 0866 – 6701211

Srinivasa Hatcheries

Hyderabad Office
Plot #169, Road # 13A,
Jubilee Hills
Hyderabad – 500 033
Phone +91 - 40 - 23633560

MANAGING FLOCKS DURING SUMMER



Keep drinking water cool by flushing water lines during the hottest period of the day.

Avoid disturbing birds during day time – shifting, vaccinating, beak trimming etc.



Fan and Fogger Management:

High Humidity - Prefer Fans

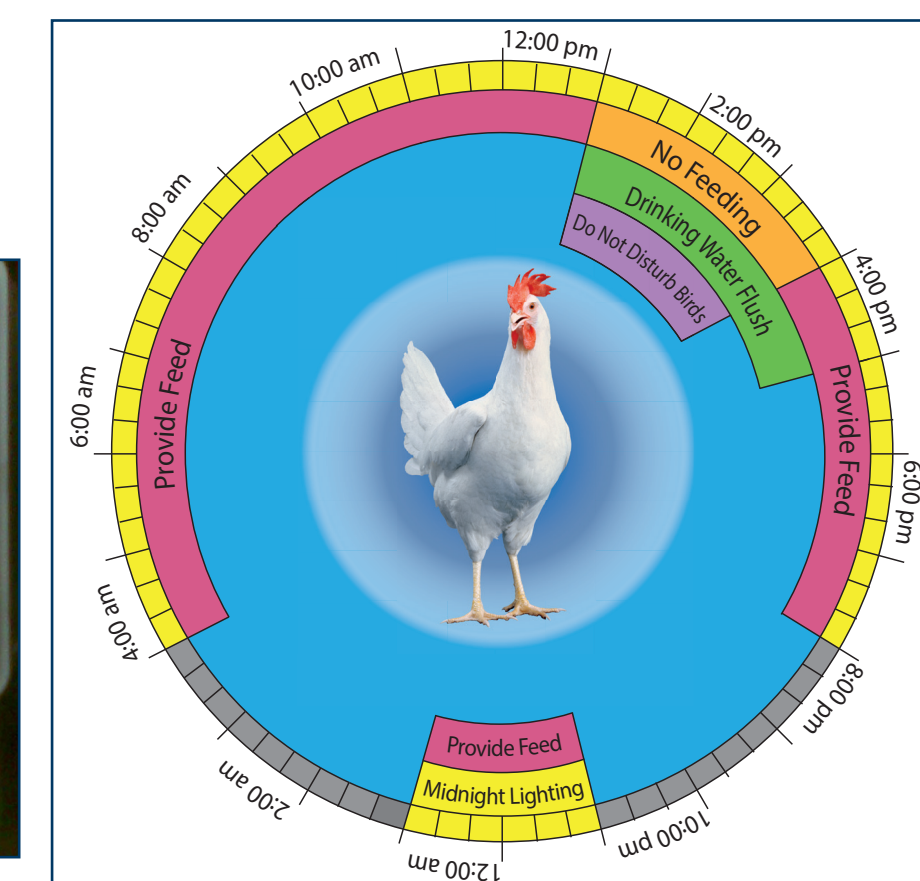
Low Humidity - Prefer Fogger

- Fan and Fogger run times decided based on shed temperature and humidity.
- Run the foggers for 2 minutes every 10 minutes (frequent short periods).
- Ensure that using foggers or roof sprinklers does not limit availability of birds' drinking water.

Midnight Lighting: 1-2 hours in night, leaving 3 hours dark before and after midnight light. Done effectively with the help of timers.

- This can be practiced from the age of 6 weeks onwards.

- Lighting schedule adjusted to provide more hours in the morning during summer when temperatures are cooler.



VACCINATION CONSIDERATION

- Vaccinate early in the morning to minimize heat stress. Water withholding time should be considered.
- Adjust medications and volumes of water to reflect the increased water consumption during hot weather.

EMERGENCY SITUATIONS

- Flocks sprayed with water to save its life.
- Potassium chloride, ammonium chloride and sodium bicarbonate (2-3kg/Mt) can be beneficial.
- Risk for E.coli infection is high, so usage of water sanitizer is advisable.



FOR MORE INFORMATION

See the "Understanding Heat Stress in Layers" Technical Update (English and Telugu available) at www.hyline.com.